

PRODUCT MONOGRAPH
INCLUDING PATIENT MEDICATION INFORMATION

Pr**SUNLENCA**[®]

Lenacapavir injection

Solution, 309 mg/mL (463.5 mg/1.5 mL) lenacapavir (as lenacapavir sodium), subcutaneous injection

and

Lenacapavir tablets

300 mg lenacapavir (as lenacapavir sodium), oral

Antiretroviral Agent

Gilead Sciences Canada, Inc.
Mississauga, ON L5N 2W3

Date of Initial Authorization:
01 November 2022

www.gilead.ca

Submission Control No. 262999

RECENT MAJOR LABEL CHANGES

None at time of authorization

TABLE OF CONTENTS

Sections or subsections that are not applicable at the time of authorization are not listed.

PART I: HEALTH PROFESSIONAL INFORMATION	4
1 INDICATIONS	4
1.1 Pediatrics	4
1.2 Geriatrics	4
2 CONTRAINDICATIONS	4
4 DOSAGE AND ADMINISTRATION	4
4.1 Dosing Considerations.....	4
4.2 Recommended Dose and Dosage Adjustment.....	4
4.3 Administration	6
4.4 Missed Dose	7
5 OVERDOSAGE.....	8
6 DOSAGE FORMS, STRENGTHS, COMPOSITION AND PACKAGING	8
7 WARNINGS AND PRECAUTIONS	9
7.1 Special Populations	10
7.1.1 Pregnant Women	10
7.1.2 Breast-feeding.....	10
7.1.3 Pediatrics	11
7.1.4 Geriatrics.....	11
8 ADVERSE REACTIONS	11
8.1 Adverse Reaction Overview	11
8.2 Clinical Trial Adverse Reactions	11
8.3 Less Common Clinical Trial Adverse Reactions	12
8.4 Abnormal Laboratory Findings: Hematologic, Clinical Chemistry and Other Quantitative Data.....	12
9 DRUG INTERACTIONS	13

9.2	Drug Interactions Overview	13
9.4	Drug-Drug Interactions	13
9.5	Drug-Food Interactions	19
9.6	Drug-Herb Interactions	19
9.7	Drug-Laboratory Test Interactions	19
10	CLINICAL PHARMACOLOGY	19
10.1	Mechanism of Action	19
10.2	Pharmacodynamics	19
10.3	Pharmacokinetics	19
11	STORAGE, STABILITY AND DISPOSAL	22
12	SPECIAL HANDLING INSTRUCTIONS	23
PART II: SCIENTIFIC INFORMATION		23
13	PHARMACEUTICAL INFORMATION	23
14	CLINICAL TRIALS	23
14.1	Clinical Trials by Indication	23
	HIV-1 Infection in Adults with Multi-Class Resistance HIV-1 Infection	23
15	MICROBIOLOGY	29
16	NON-CLINICAL TOXICOLOGY	30
PATIENT MEDICATION INFORMATION		31

PART I: HEALTH PROFESSIONAL INFORMATION

1 INDICATIONS

SUNLENCA (lenacapavir), in combination with other antiretroviral(s), is indicated for the treatment of human immunodeficiency virus type 1 (HIV-1) infection in heavily treatment experienced adults with multidrug resistant HIV-1 infection failing their current antiretroviral regimen due to resistance, intolerance or safety considerations.

1.1 Pediatrics

Pediatrics (< 18 years of age): Based on the data submitted and reviewed by Health Canada, the safety and efficacy of SUNLENCA in pediatric patients has not been established; therefore, Health Canada has not authorized an indication for pediatric use (see **4.2 Recommended Dose and Dosage Adjustment** and **7.1.3 Pediatrics**)

1.2 Geriatrics

Clinical studies of SUNLENCA did not include sufficient numbers of patients aged 65 and over to determine whether they respond differently from adult patients < 65 years of age.

2 CONTRAINDICATIONS

- Concomitant administration with the following is contraindicated due to decreased lenacapavir plasma concentrations, which may result in the loss of therapeutic effect and development of resistance to SUNLENCA, see **9 DRUG INTERACTIONS**.
 - anticonvulsants: carbamazepine, phenytoin
 - antimycobacterials: rifampin, rifapentine
 - St. John's wort
- SUNLENCA is contraindicated in patients who are hypersensitive to this drug or to any ingredient in the formulation, including any non-medical ingredient, or component of the container. For a complete listing, see **6 DOSAGE FORMS, STRENGTHS, COMPOSITION AND PACKAGING**.

4 DOSAGE AND ADMINISTRATION

4.1 Dosing Considerations

- Initiation of treatment requires SUNLENCA injection to be given with SUNLENCA tablets.
- Prior to starting SUNLENCA, health professionals should counsel patients about the importance of adherence to scheduled dosing visits to help maintain viral suppression, reduce the risk of viral rebound and potential development of resistance with missed doses (see **7 WARNINGS AND PRECAUTIONS**).

4.2 Recommended Dose and Dosage Adjustment

The recommended SUNLENCA treatment regimen in adults consists of an initiation dosing period (oral tablets and subcutaneous injections) and twice yearly (once every 6-months) maintenance dosing (subcutaneous injections). SUNLENCA oral tablets may be taken with or

without food.

- **Initiation:** On treatment Day 1 and Day 2, the recommended dose of SUNLENCA is 600 mg per day (2 x 300 mg tablets) taken orally. On treatment Day 8, the recommended dose is 300 mg taken orally. Then, on treatment Day 15, the recommended dose is 927 mg (2 x 1.5 mL injections) administered by subcutaneous injection.
- **Maintenance:** The recommended dose is 927 mg (2 x 1.5 mL injections) of SUNLENCA administered by subcutaneous injection every 6 months (26 weeks) from the date of last injection (+/- 2 weeks) (see [Table 1](#)).

Table 1. Recommended Treatment Regimen for SUNLENCA Initiation and Maintenance

Treatment Time	
Dosage of SUNLENCA: Initiation	
Day 1	600 mg orally (2 x 300 mg tablets)
Day 2	600 mg orally (2 x 300 mg tablets)
Day 8	300 mg orally (1 x 300 mg tablet)
Day 15	927 mg by subcutaneous injection (2 x 1.5 mL injections) ^a
Dosage of SUNLENCA: Maintenance	
Every 6 Months (26 weeks) ^b +/-2 weeks	927 mg by subcutaneous injection (2 x 1.5 mL injections) ^a

a. Two injections, each at a separate site in the abdomen

b. From the date of last injection.

If a patient vomits within 3 hours after taking SUNLENCA tablets, the patient should take an extra oral dose, and the scheduled dosing regimen should continue. If a patient vomits more than 3 hours after taking SUNLENCA tablets, the patient should not take an extra oral dose of SUNLENCA tablets, and the scheduled dosing regimen should continue.

Pediatrics (< 18 years of age)

The safety and efficacy of SUNLENCA have not been established in pediatric patients less than 18 years of age (see **1.1 Pediatrics**).

Geriatrics (> 65 years of age)

No dose adjustment of SUNLENCA is required for elderly patients. Clinical studies of SUNLENCA did not include sufficient numbers of patients aged 65 years and older to determine whether they respond differently from adult patients < 65 years of age.

Renal Impairment

No dose adjustment of SUNLENCA is required in patients with mild, moderate, or severe renal impairment (CrCl \geq 15 mL/min). SUNLENCA has not been studied in patients with end stage renal disease (ESRD), therefore it should be administered with caution in these patients.

Hepatic Impairment

No dose adjustment of SUNLENCA is required in patients with mild or moderate hepatic impairment (Child-Pugh Class A or B). SUNLENCA has not been studied in patients with severe hepatic impairment (Child-Pugh Class C), therefore it should be administered with caution in these patients.

4.3 Administration

SUNLENCA injection is for subcutaneous administration into the abdomen by a health professional.

Use aseptic technique. No reconstitution of the injectable solution is required prior to administration. Visually inspect the solution in the vials for particulate matter and discoloration prior to administration. SUNLENCA injection is yellow to brown solution. Do not use SUNLENCA injection if the solution is discolored or if it contains particulate matter. Once the solution is withdrawn from the vials, the subcutaneous injections should be administered as soon as possible (see **11 STORAGE, STABILITY AND DISPOSAL**).

Refer to [Figure 1](#) to identify the components for use in the administration steps. The administration steps are provided in [Figure 2](#).

The injection kit components are for single use only. Use of vial access device is required. Two 1.5 mL injections are required for a complete dose.

Figure 1. SUNLENCA Injection Kit Components

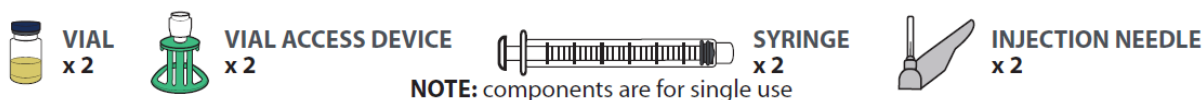
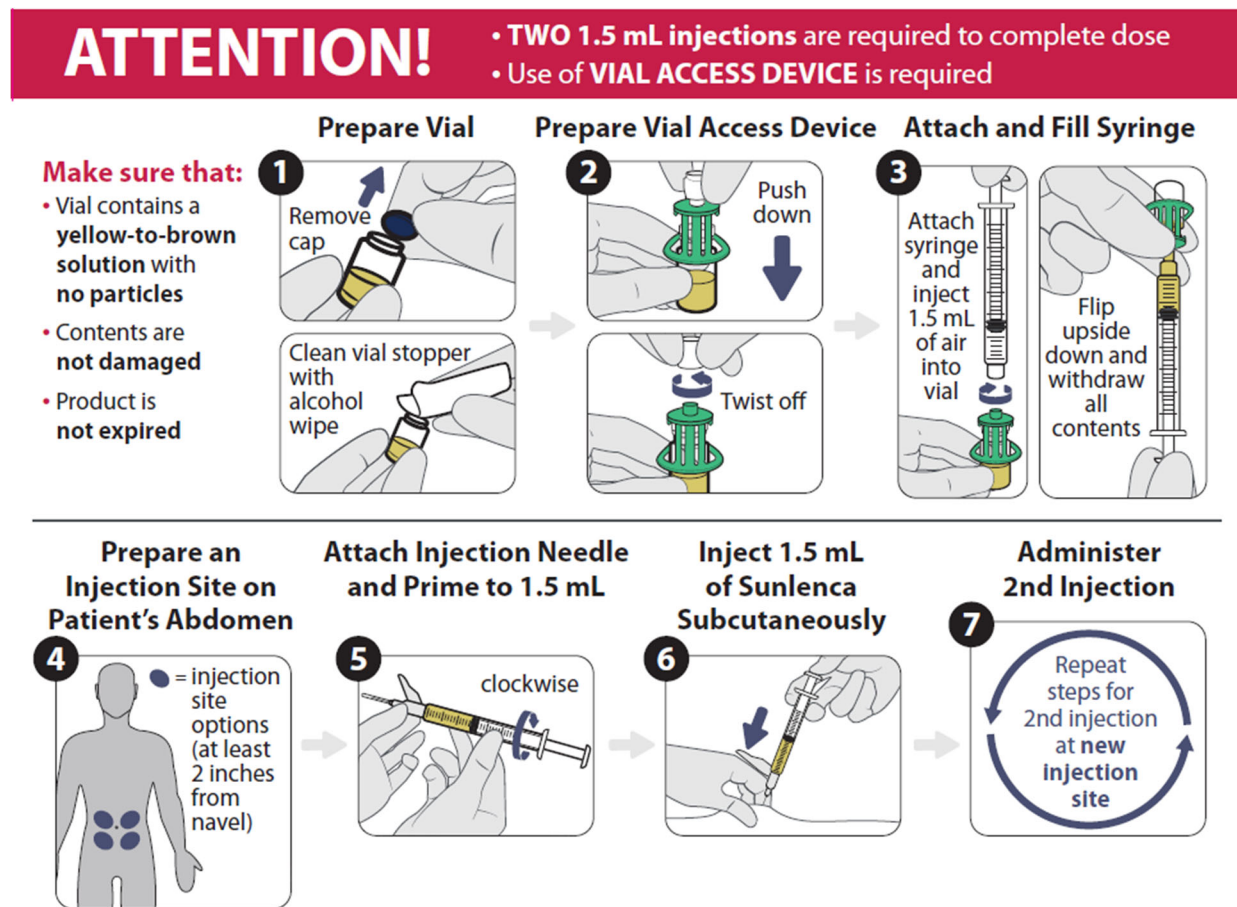


Figure 2. SUNLENCA Injection Steps



4.4 Missed Dose

During the maintenance period, if more than 28 weeks (i.e., 26 weeks + 2 weeks window) have elapsed since the last injection and if clinically appropriate to continue SUNLENCA treatment, restart the initiation dosage regimen from Day 1 (see Table 1).

If a patient misses the first oral dose on the scheduled date (i.e., Day 1), the entire dosing regimen shifts by the number of days delayed. Recommendations for missed Day 2 and Day 8 oral tablet doses are provided in Table 2.

Table 2. Recommendations for Missed Day 2 and Day 8 Oral Doses

Days Elapsed Since Missed Dose	Recommendations
If the Day 2 (600 mg) oral dose is missed by:	
less than 6 days	Take 600 mg as soon as possible, and 300 mg on Day 8.
6 days or more	Take 600 mg as soon as possible, and 300 mg on Day 15.
If the Day 8 (300 mg) oral dose is missed by:	
less than 6 days	Take 300 mg soon as possible.
6 days or more	Take 300 mg on Day 15.

Regardless of when the Day 2 or Day 8 oral dose is being taken, subcutaneous injection should be administered on Day 15 as described in [Table 1](#).

5 OVERDOSAGE

If overdose occurs, the patient must be monitored for evidence of toxicity. Treatment of overdose with SUNLENCA consists of general supportive measures including monitoring of vital signs as well as observation of the clinical status of the patient. As lenacapavir is highly protein bound, it is unlikely to be significantly removed by dialysis.

For management of a suspected drug overdose, contact your regional poison control centre.

6 DOSAGE FORMS, STRENGTHS, COMPOSITION AND PACKAGING

Table 3. Dosage Forms, Strengths, Composition and Packaging

Route of Administration	Dosage Form / Strength/Composition	Non-medicinal Ingredients
Subcutaneous Injection	Each single-dose vial contains 463.5 mg/1.5 mL (309 mg/mL) of lenacapavir (as lenacapavir sodium).	Polyethylene Glycol 300, Water for Injection
Oral	Each tablet contains 300 mg of lenacapavir (as lenacapavir sodium).	Copovidone, Croscarmellose Sodium, Iron Oxide Black, Iron Oxide Red, Iron Oxide Yellow, Magnesium Stearate, Mannitol, Microcrystalline Cellulose, Poloxamer 407, Polyethylene Glycol, Polyvinyl Alcohol, Talc, Titanium Dioxide.

SUNLENCA injection is a sterile, preservative-free, clear, yellow to brown solution with no visible particles.

SUNLENCA injection is packaged in a dosing kit containing:

- 2 single-use clear glass vials of SUNLENCA, each containing sufficient volume to allow

withdrawal of 1.5 mL/463.5 mg (309 mg/mL) of lenacapavir. Vials are sealed with an elastomeric closure and aluminum overseal with flip-off cap;

- 2 vial access devices, 2 disposable syringes, and 2 injection safety needles for subcutaneous injection (22-gauge, ½ inch).

SUNLENCA tablets are beige, capsule-shaped, film-coated tablets, debossed with 'GSI' on one side of the tablet and '62L' on the other side of the tablet.

SUNLENCA tablets are packaged in a blister pack containing:

- 5 tablets of SUNLENCA, each containing 300 mg of lenacapavir, in a clear blister film sealed to a foil lidding material. The blister card, which is fitted between child-resistant sealed paperboard cards, is packaged with silica gel desiccant in a sealed flexible laminated pouch.

7 WARNINGS AND PRECAUTIONS

General

Patients with low CD4 count receiving SUNLENCA or any other antiretroviral therapy may still develop opportunistic infections and other complications of HIV infection. Therefore, patients should remain under close clinical observation by a health professional experienced in the treatment of these associated HIV diseases.

Immune

Immune Reconstitution Inflammatory Syndrome

Immune reconstitution syndrome has been reported in patients treated with combination antiretroviral therapy. During the initial phase of combination antiretroviral treatment, patients whose immune system responds may develop an inflammatory response to indolent or residual opportunistic infections [such as *Mycobacterium avium* infection, cytomegalovirus, *Pneumocystis jirovecii* pneumonia (PCP), or tuberculosis], which may necessitate further evaluation and treatment.

Autoimmune disorders (such as Graves' disease, polymyositis, Guillain-Barré syndrome, and autoimmune hepatitis) have also been reported to occur in the setting of immune reconstitution; however, the reported time to onset is more variable, and these events can occur many months after initiation of treatment.

Reproductive Health: Female and Male Potential

Fertility

There are no data on the effects of SUNLENCA on human male or female fertility.

There were no effects on fertility, mating performance or early embryonic development when lenacapavir was administered to rats at systemic exposures (AUC) up to 8 times the exposure to humans at the recommended human dose of lenacapavir.

Risk of Adverse Reactions or Loss of Virologic Response Due to Drug Interactions

The concomitant use of SUNLENCA and certain other drugs may result in known or potentially significant drug interactions, some of which may increase a risk of adverse reactions due to increased lenacapavir exposure or lead to loss of therapeutic effect of SUNLENCA and possible development of resistance due to reduced exposure of lenacapavir. Consider the

potential for drug interactions prior to and during therapy with SUNLENCA, review concomitant medications during therapy with SUNLENCA, and monitor for the adverse reactions associated with the concomitant drugs (see **2 CONTRAINDICATIONS** and **9 DRUG INTERACTIONS**).

Risk of Resistance Due to Treatment Discontinuation

It is important to counsel patients regarding the required 6-monthly injection maintenance dosing schedule because non-adherence to scheduled dosing visits could lead to loss of virologic response and the development of resistance.

If SUNLENCA is discontinued, to minimize the risk of developing viral resistance it is essential to adopt an alternative, fully suppressive antiretroviral regimen where possible, no later than 28 weeks after the final injection of SUNLENCA.

Use of Other Drugs After Discontinuation of SUNLENCA

Due to the long-acting characteristics of lenacapavir, if SUNLENCA is discontinued, residual concentrations of lenacapavir may remain in the systemic circulation of patients for prolonged periods. These concentrations may affect the exposures of other drugs (ie, sensitive CYP3A substrates) that are initiated within 9 months after the last subcutaneous dose of SUNLENCA. These concentrations are not expected to affect the exposures of other antiretroviral agents that are initiated after discontinuation of SUNLENCA (see **9.4 Drug-Drug Interactions**).

7.1 Special Populations

7.1.1 Pregnant Women

There are no adequate and well-controlled studies of SUNLENCA in pregnant women. SUNLENCA should be used during pregnancy only if the potential benefit justifies the potential risk to the fetus.

In rats and rabbits, embryofetal development was not affected at exposures up to 21 and 172 times the human exposure, respectively, at the recommended human dose (RHD). In rats, pre- and postnatal development was not affected at exposures up to 7 times the human exposure at the RHD.

Transfer of lenacapavir from maternal to neonatal rats was observed in a prenatal and postnatal development study, but it is not known whether the transport occurred via the placenta or the milk; therefore, the potential for lenacapavir to pass into the placenta in humans is not known.

Antiretroviral Pregnancy Registry: To monitor maternal-fetal outcomes of pregnant women exposed to ART (antiretroviral therapy), including SUNLENCA, an Antiretroviral Pregnancy Registry has been established. Health professionals are encouraged to register patients:

<http://www.apregistry.com>

Telephone: (800) 258-4263

Fax: (800) 800-1052

7.1.2 Breast-feeding

After administration to rats during pregnancy, lenacapavir was detected at low levels in the plasma of nursing rat pups (post-natal day 10), without effects on these nursing pups. It is not known if lenacapavir is secreted in human milk.

7.1.3 Pediatrics

Safety and effectiveness of SUNLENCA in pediatric patients less than 18 years of age has not been established.

7.1.4 Geriatrics

Clinical studies of SUNLENCA did not include sufficient numbers of patients aged 65 years and older to determine whether they respond differently from adult patients < 65 years of age.

8 ADVERSE REACTIONS

8.1 Adverse Reaction Overview

The following adverse drug reactions are discussed in **WARNINGS AND PRECAUTIONS**:

- Immune Reconstitution Inflammatory Syndrome (see **7 WARNINGS AND PRECAUTIONS**)

The overall safety population reflects exposure to SUNLENCA in 229 patients with HIV. The primary safety analysis is based on the pivotal study (GS-US-200-4625 [CAPELLA]; N=72), which was conducted in heavily treatment experienced adult patients with HIV who received SUNLENCA in a Phase 2/3 trial through Week 26 (median duration on study of 32 weeks) and Week 52 (median duration on study of 54 weeks) (see **14 CLINICAL TRIALS**). Supportive data was provided in treatment-naïve adult patients with HIV who received SUNLENCA in a Phase 2 trial (GS-US-200-4334 [CALIBRATE]; N=157) through Week 28 (median duration of exposure of 43 weeks) and Week 54 (median duration on study of 66 weeks).

In CAPELLA, a treatment-emergent adverse event (TEAE) was reported in 93% of patients. Excluding injection site reactions (ISR), the most common TEAEs reported in ≥5% of patients were diarrhea, nausea, COVID-19, abdominal distension, constipation, cough, arthralgia, back pain, headache, pyrexia, urinary tract infection, rash, dizziness, fatigue, oral candidiasis and vomiting. The majority of these events were Grade 1 or Grade 2 and resolved without discontinuation or interruption of study medication. Adverse events considered to be related to the study drug by the study investigator occurred in 66.7%, 48 patients.

Overall, 16 patients (22.2%) had Grade 3 or higher AEs. Grade ≥ 3 TEAEs reported in ≥ 2 patients were injection site erythema (5.6%, 4 patients), injection site edema, injection site pain, and injection site swelling (2.8%, 2 patients each). Four patients experienced Grade 3 or higher AEs that were considered related to study drug by the study investigator: rash and abdominal abscess, injection site swelling and injection site erythema, injection site pain, and immune reconstitution inflammatory syndrome (1 participant each). Serious adverse events occurred in 8 patients (11.1%). None were considered related to the study drug. One patient (1.4%) discontinued study drug due to an AE of an ISR beyond Week 52.

8.2 Clinical Trial Adverse Reactions

Clinical trials are conducted under very specific conditions. The adverse reaction rates observed in the clinical trials, therefore, may not reflect the rates observed in practice and should not be compared to the rates in the clinical trials of another drug. Adverse reaction information from clinical trials may be useful in identifying and approximating rates of adverse drug reactions in real-world use.

The most common adverse reactions (all Grades) reported in at least 3% of patients in CAPELLA were nausea and injection site reactions. [Table 4](#) displays the frequency of adverse reactions (all Grades) $\geq 3\%$ in the SUNLENCA group.

Table 4. Adverse Reactions (All Grades) Reported in $\geq 3\%$ ^a of Heavily Treatment Experienced Adults with HIV-1 Receiving SUNLENCA in CAPELLA (Week 26 and 52 Analysis)

	Week 26	Week 52
Adverse Reactions	SUNLENCA + Background Regimen (N=72)	SUNLENCA + Background Regimen (N=72)
GASTROINTESTINAL DISORDERS		
Nausea	4%	4%
GENERAL DISORDERS AND ADMINISTRATION SITE CONDITIONS		
Injection Site Reactions	56%	63% ^b

- a. Frequencies of adverse reactions are based on all treatment-emergent adverse events attributed to study drug by the investigator, based on all patients (cohorts 1 and 2) in CAPELLA.
- b. Includes injection site swelling, erythema, pain, nodule, induration, pruritus, discomfort, mass, extravasation, hematoma, edema and ulcer. Median (Q1, Q3) duration of injection site reactions (ISR) was 8 (3, 67) days. Of the 45 patients who experienced a study drug related ISR, majority [67% (30/45)] had Grade 1 ISRs.

Most (97%) of the adverse events associated with SUNLENCA were mild or moderate in severity. No patients who received SUNLENCA in CAPELLA experienced serious adverse events related to study drug.

8.3 Less Common Clinical Trial Adverse Reactions

Adverse reactions occurring in 2 or more patients administered SUNLENCA beyond those included in [Table 4](#) are presented below.

Gastrointestinal disorders: diarrhea, vomiting
 Musculoskeletal and connective tissue disorders: myalgia
 Nervous system disorders: headache, somnolence
 Skin and subcutaneous tissue disorders: rash

8.4 Abnormal Laboratory Findings: Hematologic, Clinical Chemistry and Other Quantitative Data

Clinical Trial Findings

The frequency of selected laboratory abnormalities (Grades 3 to 4) occurring in at least 3% of patients in CAPELLA are presented in [Table 5](#). A causal association between SUNLENCA and these laboratory abnormalities has not been established.

Table 5. Selected Laboratory Abnormalities (Grades 3 to 4) Reported in ≥3% of Patients Receiving SUNLENCA in CAPELLA (Week 26 and Week 52 Analysis)

	Week 26	Week 52
Laboratory Parameter Abnormality	SUNLENCA + Background Regimen (N=72)^a	SUNLENCA + Background Regimen (N=72)^a
Creatinine (>1.8 x ULN or ≥1.5 x baseline)	8%	13%
Hyperglycemia (fasting) (>13.9 mmol/L)	5%	6%
Glycosuria (>2+)	6%	6%

ULN = upper limit of normal

a. Frequencies are based on treatment-emergent laboratory abnormalities in all patients (cohorts 1 and 2) in CAPELLA. Percentages were calculated based on the number of patients with post-baseline toxicity grades for each laboratory parameter (n=72 for all parameters except hyperglycemia fasting n=55).

9 DRUG INTERACTIONS

9.2 Drug Interactions Overview

Concomitant administration of SUNLENCA is contraindicated in combination with strong cytochrome P450 (CYP3A) inducers as significant decreases in lenacapavir plasma concentrations may occur which may result in loss of virologic response (see **2 CONTRAINDICATIONS**).

Drugs that are strong inhibitors of CYP3A, P-gp, and UGT1A1 together (i.e., all 3 pathways), such as atazanavir/cobicistat, may significantly increase plasma concentrations of SUNLENCA.

Lenacapavir is a moderate inhibitor of CYP3A. Caution is advised if SUNLENCA is co-administered with a sensitive CYP3A substrate with a narrow therapeutic index. Lenacapavir is not a clinically meaningful inhibitor of P-gp and BCRP and does not inhibit OATP.

Consider the potential for drug interactions prior to and during therapy with SUNLENCA, review concomitant medications during therapy with SUNLENCA, and monitor for the adverse reactions associated with concomitant drugs (see **7 WARNINGS AND PRECAUTIONS**).

9.4 Drug-Drug Interactions

Drug interaction information for SUNLENCA with potential concomitant drugs is summarized in [Table 6](#). The drug interactions described are based on the results of the studies conducted with SUNLENCA or are potential drug interactions that may occur with SUNLENCA.

Table 6. Established and Other Potentially Significant^a Drug Interactions

Proper/Common name	Effect on Concentration ^b	Clinical comment
Antiarrhythmics digoxin	↑ digoxin	Caution is warranted and serum digoxin concentrations should be monitored. The dose of digoxin may need to be reduced when co-administered with SUNLENCA.
Anticoagulants Direct Oral Anticoagulants (DOACs) rivaroxaban betrixaban dabigatran edoxaban	↑ DOAC	Due to potential bleeding risk, dose adjustment of DOAC may be required. Monitor DOAC levels when co-administered with SUNLENCA. Refer to the DOAC Product Monograph(s) for concomitant administration with combined moderate CYP3A and P-gp inhibitors.
Anticonvulsants carbamazepine oxcarbazepine phenobarbital phenytoin	↓ lenacapavir	Concomitant administration of carbamazepine, oxcarbazepine, phenobarbital, or phenytoin may decrease lenacapavir plasma concentrations, which may result in loss of therapeutic effect and development of resistance. Concomitant administration of SUNLENCA with carbamazepine and phenytoin is contraindicated. Concomitant administration of SUNLENCA with oxcarbazepine and phenobarbital is not recommended. Alternative anticonvulsants should be considered.
Antiretroviral Agents atazanavir/cobicistat ^c efavirenz ^c nevirapine tipranavir/ritonavir	↑ lenacapavir (atazanavir/cobicistat) ↓ lenacapavir (efavirenz, nevirapine, tipranavir/ritonavir)	Concomitant administration of atazanavir/cobicistat significantly increases lenacapavir plasma concentrations. Concomitant administration of efavirenz, nevirapine, or tipranavir/ritonavir may decrease lenacapavir plasma concentrations, which may result in loss of therapeutic effect and development of resistance. Concomitant administration with atazanavir/cobicistat or with efavirenz, nevirapine, tipranavir/ritonavir is not recommended.
Antimycobacterials rifabutin rifampin ^c rifapentine	↓ lenacapavir	Concomitant administration of rifabutin, rifampin and rifapentine may decrease lenacapavir plasma concentrations, which may result in loss of therapeutic effect and development of resistance. Concomitant administration of SUNLENCA with rifampin or rifapentine is contraindicated. Concomitant administration of SUNLENCA with rifabutin is not recommended.

Proper/Common name	Effect on Concentration ^b	Clinical comment
Corticosteroids (systemic) Dexamethasone Hydrocortisone/cortisone	↑ corticosteroids (systemic)	Concomitant administration of corticosteroids whose exposures are significantly increased by CYP3A inhibitors can increase the risk for Cushing's syndrome and adrenal suppression. Initiate with the lowest starting dose and titrate carefully while monitoring for safety.
Ergot derivatives dihydroergotamine ergotamine methylergonovine	↑ dihydroergotamine ↑ ergotamine ↑ methylergonovine	Concomitant administration of SUNLENCA with dihydroergotamine, ergotamine or methylergonovine is not recommended.
HMG-CoA Reductase Inhibitors lovastatin simvastatin	↑ lovastatin ↑ simvastatin	Initiate lovastatin and simvastatin with the lowest starting dose and titrate carefully while monitoring for safety (e.g., myopathy).

Proper/Common name	Effect on Concentration ^b	Clinical comment
Phosphodiesterase-5 (PDE-5) sildenafil tadalafil vardenafil	↑ PDE5 inhibitors	Concomitant administration of SUNLENCA with tadalafil for the treatment of pulmonary arterial hypertension is not recommended. For the treatment of erectile dysfunction, it is recommended that a starting dose of sildenafil no more than 25 mg; vardenafil no more than 5 mg in 24 hours; or tadalafil no more than 10 mg in 72 hours (for use as needed) or no more than 2.5 mg (for once daily use) be concomitantly administered with SUNLENCA.
Sedatives/Hypnotics midazolam (oral) ^c triazolam	↑ midazolam (oral) ↑ triazolam	Caution is warranted when midazolam or triazolam is concomitantly administered with SUNLENCA.

a. This table is not all inclusive.

b. ↑ = increase, ↓ = decrease

c. Indicates that a drug-drug interaction study was conducted.

Drug Interaction Studies

The effects of coadministered drugs on the exposure of lenacapavir are shown in [Table 7](#). The effects of lenacapavir on the exposure of coadministered drugs are shown in [Table 8](#)

Table 7. Drug Interactions: Changes in Pharmacokinetic Parameters for Lenacapavir^a in the Presence of the Co-administered Drug^b

Coadministered Drug	Dose of Coadministered Drug (mg)	N	Mean Ratio of Lenacapavir Pharmacokinetic Parameters (90% CI) ^c ; No effect = 1.00	
			C _{max}	AUC
Cobicistat ^d (fed)	150 once daily	29	2.10 (1.62, 2.72) ^e	2.28 (1.75, 2.96) ^e
Darunavir/cobicistat ^f (fed)	800/150 once daily	29	2.30 (1.79, 2.95) ^e	1.94 (1.50, 2.52) ^e
Voriconazole ^g (fasted)	400 twice daily, 200 twice daily ^h	25	1.09 (0.81, 1.47)	1.41 (1.10, 1.81)
Atazanavir/cobicistat ⁱ (fed)	300/150 once daily	21	6.60 (4.99, 8.73)	4.21 (3.19, 5.57)
Rifampin ^j (fasted)	600 once daily	25	0.45 (0.34, 0.60)	0.16 (0.12, 0.20)
Efavirenz ^k (fasted)	600 once daily	18	0.64 (0.45, 0.92)	0.44 (0.32, 0.59)
Famotidine (2 hours before, fasted)	40 once daily	25	1.01 (0.75, 1.34)	1.28 (1.00, 1.63)

- a. Single dose of lenacapavir 300 mg administered orally
b. All interaction studies conducted in healthy volunteers.
c. All No Effect Boundaries are 50% – 200% except where indicated.
d. Evaluated as a strong inhibitor of CYP3A and an inhibitor of P-gp.
e. No Effect Boundary of 70% – 143%
f. Evaluated as a strong inhibitor of CYP3A, and an inhibitor and inducer of P-gp.
g. Evaluated as a strong inhibitor of CYP3A.
h. 400 mg loading dose twice daily for a day, followed by 200 mg maintenance dose twice daily
i. Evaluated as a strong inhibitor of CYP3A, and an inhibitor UGT1A1 and P-gp.
j. Evaluated as a strong inducer of CYP3A, and an inducer of P-gp and UGT.
k. Evaluated as a moderate inducer of CYP3A and an inducer of P-gp.

Table 8. Drug Interactions: Changes in Pharmacokinetic Parameters for Co-administered Drugs^a in the Presence of Lenacapavir^b

Coadministered Drug	Dose of Coadministered Drug (mg)	N	Mean Ratio of Coadministered Drug Pharmacokinetic Parameters (90% CI) ^c ; No effect = 1.00	
			C _{max}	AUC
Tenofovir alafenamide ^d (fed)	25 single dose	28	1.24 (0.98, 1.58)	1.32 (1.09, 1.59)
Tenofovir ^e			1.23 (1.05, 1.44)	1.47 (1.27, 1.71)
Pitavastatin ^f (simultaneous administration, fed)	2 single dose	30	1.00 (0.84, 1.19)	1.11 (1.00, 1.25)
Pitavastatin ^f (3 days after lenacapavir, fed)	2 single dose	28	0.85 (0.69, 1.05)	0.96 (0.87, 1.07)
Rosuvastatin ^g (fed)	5 single dose	30	1.57 (1.38, 1.80)	1.31 (1.19, 1.43)
Midazolam ^h (simultaneous administration, fed)	2.5 single dose	28	1.94 (1.81, 2.08)	3.59 (3.30, 3.91)
1-hydroxymidazolam ⁱ			0.54 (0.50, 0.59)	0.76 (0.72, 0.80)
Midazolam ^h (1 day after lenacapavir, fed)	2.5 single dose	28	2.16 (2.02, 2.30)	4.08 (3.77, 4.41)
1-hydroxymidazolam ⁱ			0.52 (0.48, 0.57)	0.84 (0.80, 0.88)

- All interaction studies conducted in healthy volunteers.
- Following 600 mg twice daily for 2 days, single 600 mg doses of lenacapavir were administered with each coadministered drug, resulting in lenacapavir exposures similar to or higher than those at the recommended dosage regimen.
- All No Effect Boundaries are 70% - 143%.
- Evaluated as a P-gp substrate
- Tenofovir alafenamide is converted to tenofovir *in vivo*.
- Evaluated as an OATP substrate.
- Evaluated as a BCRP substrate.
- Evaluated as a CYP3A substrate
- Major active metabolite of midazolam.

Drugs without clinically significant interactions with SUNLENCA

Based on drug interaction studies conducted with SUNLENCA or potential drug interactions that may occur with SUNLENCA, no clinically significant drug interactions have been observed or are expected with: atorvastatin, darunavir/cobicistat, cobicistat, famotidine, gender-affirming hormones, itraconazole, ketoconazole, oral contraceptives, pitavastatin, ritonavir, rosuvastatin, tenofovir alafenamide, and voriconazole.

9.5 Drug-Food Interactions

SUNLENCA tablets can be administered without regard to food (see **10 CLINICAL PHARMACOLOGY, 10.3 Pharmacokinetics**).

9.6 Drug-Herb Interactions

Concomitant administration of St. John's wort may decrease lenacapavir plasma concentrations, which may result in loss of therapeutic effect and development of resistance. Concomitant administration of SUNLENCA with St. John's wort is contraindicated.

9.7 Drug-Laboratory Test Interactions

Interactions with laboratory tests have not been established.

10 CLINICAL PHARMACOLOGY

10.1 Mechanism of Action

Lenacapavir is a multistage, selective inhibitor of HIV-1 capsid function that directly binds to the interface between capsid protein (CA) subunits. Lenacapavir inhibits HIV-1 replication by interfering with multiple, essential steps of the viral lifecycle. Lenacapavir inhibits HIV-1 capsid function by directly binding to the interface between capsid protein (CA) subunits and interfering with multiple stages of the viral lifecycle, including:

1. capsid-mediated nuclear uptake of HIV-1 proviral DNA (by blocking nuclear import proteins binding to capsid),
2. virus assembly and release (by binding to and destabilizing capsid precursor proteins [interfering with Gag/Gag-Pol functioning, reducing production of CA subunits]), and
3. capsid core formation (by disrupting the rate of capsid subunit association, leading to dysfunctional malformed capsids).

10.2 Pharmacodynamics

Effects on Electrocardiogram

In a parallel-design thorough QT/QTc study, lenacapavir had no clinically relevant effect on the QTcF interval. At supratherapeutic exposures of lenacapavir (9-fold higher than the therapeutic exposure of SUNLENCA), the predicted mean (upper 90% confidence interval) increase in QTcF interval was 2.6 (4.8) msec, and there was no association ($p=0.36$) between observed lenacapavir plasma concentrations and change in QTcF.

10.3 Pharmacokinetics

The pharmacokinetic (PK) properties of SUNLENCA are provided in [Table 9](#). The simulated population pharmacokinetic parameters of SUNLENCA after oral and subcutaneous administration in heavily treatment experienced patients with HIV-1 are provided in [Table 10](#).

Table 9. Pharmacokinetic Properties of Lenacapavir

		Oral	Subcutaneous
Absorption			
% Absolute bioavailability		6 to 10	100 ^a
T _{max} ^b		4 hours	77 to 84 days ^c
Effect of low-fat meal (relative to fasting) ^d	AUC _{inf} ratio	98.6 (58.2, 167.2)	-
	C _{max} ratio	115.8 (55.4, 242.1)	-
Effect of high-fat meal (relative to fasting) ^e	AUC _{inf} ratio	115.2 (72.0, 184.5)	-
	C _{max} ratio	145.2 (77.9, 270.5)	-
Distribution			
% bound to human plasma proteins		>98.5	
Blood-to-plasma ratio		0.5 to 0.7 ^f	
Steady State Volume of Distribution (L)		976	
Elimination			
Clearance (mean apparent clearance, L/h)		3.62	
t _{1/2}		10 to 12 days	8 to 12 weeks
Metabolism			
Metabolic pathway(s)		CYP3A (minor), UGT1A1 (minor)	
Excretion			
Routes of elimination		Excretion into bile, Intestinal secretion by Pgp, Metabolism ^g	
% of dose excreted in urine ^h		<1	
% of dose excreted in feces ^h		76	
% of dose of unchanged drug ^h	in plasma	69	
	in feces	33	

a. Values reflect absolute bioavailability following subcutaneous administration of the 927 mg dose.

b. Values reflect administration of lenacapavir with or without food.

c. Due to slow release from the site of injection, the absorption profile of subcutaneously administered lenacapavir is complex. Values refer to geometric mean ratio [low-fat meal/ fasting] of PK parameters and (90% confidence interval). Low fat meal is approximately 400 kcal, 25% fat.

e. Values refer to geometric mean ratio [high-fat meal/ fasting] of PK parameters and (90% confidence interval). High fat meal is approximately 1000 kcal, 50% fat.

f. Values reflect the blood-to-plasma ratio of lenacapavir following a singly dose intravenous administration of [¹⁴C] lenacapavir through 336 hours postdose.

g. Metabolized via oxidation, N-dealkylation, hydrogenation, amide hydrolysis, glucuronidation, hexose conjugation, pentose conjugation, and glutathione conjugation; primarily via CYP3A and UGT1A1 and no single circulating metabolite accounted for >10% of plasma drug-related exposure.

h. Dosing in mass balance studies: single dose intravenous administration of [¹⁴C] lenacapavir to subjects without HIV-1 infection.

Table 10. Pharmacokinetic Parameters of Lenacapavir Following Oral and Subcutaneous Administration

Parameter Mean (%CV) ^a	Days 1 and 2: 600 mg (oral), Day 8: 300 mg (oral), Day 15: 927 mg (SC)		
	Days 1-15	Day 15 – end of Month 6	Steady State
C _{max} (ng/mL)	69.6 (56)	87 (71.8)	97.2 (70.3)
AUC _{tau} (h•ng/mL)	15,600 (52.9)	250,000 (66.6)	3,000,000 (68.5)
C _{trough} (ng/mL)	35.9 (56.8)	32.7 (88)	36.2 (90.6)

CV = Coefficient of Variation; SC = subcutaneous

a. Simulated exposures utilizing population PK analysis.

Lenacapavir exposures (AUC_{tau}, C_{max} and C_{trough}) were 28.5% to 84.1% higher in HIV-1 infected, heavily treatment experienced patients as compared to participants without HIV-1 infection based on population PK analysis.

Absorption

Oral Administration

Lenacapavir is rapidly absorbed following oral administration with peak plasma concentrations occurring 4 hours after administration of SUNLENCA. Absolute bioavailability following oral administration of lenacapavir is low (approximately 6–10%). Lenacapavir is a substrate of P-gp.

Lenacapavir AUC, C_{max} and T_{max} were comparable following administration of a low fat (~400 kcal, 25% fat) or high fat (~1000 kcal, 50% fat) meal relative to fasted conditions. Oral lenacapavir can be administered without regard to food.

Subcutaneous Administration

Lenacapavir is completely absorbed following subcutaneous administration. Due to its long-acting properties, the absorption profile of subcutaneously administered lenacapavir is complex with peak plasma concentrations occurring 77 to 84 days postdose.

Distribution:

The steady state volume of distribution was 976 liters in heavily treatment experienced patients with HIV-1 infection based on population pharmacokinetic analysis.

Lenacapavir is highly bound to plasma proteins (> 98.5%).

Metabolism:

Following a single intravenous dose of radiolabeled-lenacapavir to healthy subjects, 76% of the total radioactivity was recovered from feces and < 1% from urine. Unchanged lenacapavir was the predominant moiety in plasma (69%) and feces (33%). Metabolism played a lesser role in lenacapavir elimination. Lenacapavir was metabolized via oxidation, N-dealkylation, hydrogenation, amide hydrolysis, glucuronidation, hexose conjugation, pentose conjugation,

and glutathione conjugation; primarily via CYP3A and UGT1A1. No single circulating metabolite accounted for > 10% of plasma drug-related exposure.

Elimination

The median half-life following oral and subcutaneous administration ranged from 10 to 12 days, and 8 to 12 weeks, respectively. Lenacapavir clearance was 3.62 L/h in heavily treatment experienced patients with HIV-1 infection based on population pharmacokinetic analysis.

Linearity/Non-Linearity

The single dose pharmacokinetics of lenacapavir after oral administration are non-linear and less than dose proportional over the dose range of 50 to 1800 mg.

The single dose pharmacokinetics of lenacapavir after subcutaneous injection (309 mg/mL) are dose proportional over the dose range of 309 to 927 mg.

Special Populations and Conditions

- **Age, Gender and Race:** Population PK analyses using data from adult trials did not identify any clinically relevant differences in the exposure of lenacapavir due to age, gender, race/ethnicity or weight, however the number of patients ≥ 65 years old was limited (n=5).
- **Hepatic Insufficiency:** The pharmacokinetics of a single 300 mg oral dose of lenacapavir were evaluated in a dedicated study in subjects with moderate hepatic impairment (Child-Pugh Class B). Total and unbound mean lenacapavir exposures were 1.47- to 2.84-fold and 2.61- to 5.03-fold higher for AUC_{inf} and C_{max} , respectively in patients with moderate hepatic impairment (Child-Pugh B) compared to subjects with normal hepatic function. The observed increased lenacapavir exposures were not considered clinically relevant. The pharmacokinetics of lenacapavir have not been studied in patients with severe hepatic impairment (Child-Pugh C).
- **Renal Insufficiency:** The pharmacokinetics of a single 300 mg oral dose of lenacapavir were evaluated in a dedicated study in subjects with severe renal impairment (estimated creatinine clearance ≥ 15 and < 30 mL/minute). Lenacapavir exposures were increased (1.84-fold and 2.62-fold for AUC_{inf} and C_{max} , respectively) in subjects with severe renal impairment compared to subjects with normal renal function; however, the increase was not considered clinically relevant. The pharmacokinetics of lenacapavir have not been studied in patients with end-stage renal disease, including those on dialysis.
- **Hepatitis B or Hepatitis C Co-infection:** SUNLENCA has not been studied in patients with active hepatitis C or untreated hepatitis B co-infection. There are limited data for the use of SUNLENCA in patients with hepatitis B and/or hepatitis C co-infection.

11 STORAGE, STABILITY AND DISPOSAL

SUNLENCA injection: Store in the original package. Store below 30 °C. Keep the vials in the original carton until just prior to preparation of the injections in order to protect them from light. Once the solution has been drawn into the syringes, the injections should be administered as soon as possible.

SUNLENCA tablets: Store in the original package. Store below 30 °C. Protect from light.

12 SPECIAL HANDLING INSTRUCTIONS

No special requirements.

PART II: SCIENTIFIC INFORMATION

13 PHARMACEUTICAL INFORMATION

Drug Substance

Common Name: lenacapavir sodium (USAN)

Chemical name: Sodium (4-chloro-7-(2-((S)-1-(2-((3bS,4aR)-5,5-difluoro-3-(trifluoromethyl)-3b,4,4a,5-tetrahydro-1H-cyclopropa[3,4]cyclopenta[1,2-c]pyrazol-1-yl)acetamido)-2-(3,5-difluorophenyl)ethyl)-6-(3-methyl-3-(methylsulfonyl)but-1-yn-1-yl)pyridin-3-yl)-1-(2,2,2-trifluoroethyl)-1H-indazol-3-yl)(methylsulfonyl)amide.

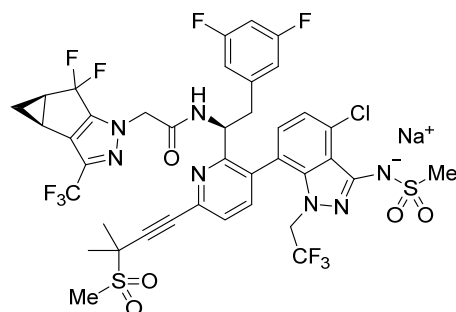
Empirical formula: $C_{39}H_{31}ClF_{10}N_7NaO_5S_2$

$C_{39}H_{32}ClF_{10}N_7O_5S_2$ (lenacapavir free acid)

Molecular Weight: 990.3

968.3 (lenacapavir free acid)

Structural formula:



Physicochemical properties:

Description: Lenacapavir sodium is a light yellow to yellow solid.

Solubility: The solubility is 0.11 $\mu\text{g/mL}$ and 0.31 $\mu\text{g/mL}$ in 20°C water at pH 1.8 and pH 6.9, respectively. The partition coefficient (log P) is 5.1 and the pKa is 6.8.

14 CLINICAL TRIALS

14.1 Clinical Trials by Indication

HIV-1 Infection in Adults with Multi-Class Resistance HIV-1 Infection

The efficacy and safety of SUNLENCA in people living with HIV-1 infection who are heavily treatment experienced, and with multidrug resistant HIV-1, GS-US-200-4625 (CAPELLA), is based on a partially randomized, double blind, short-term functional monotherapy phase with a

placebo comparator, followed by a single-arm, open label assessment of safety and efficacy at 26 and 52 weeks.

CAPELLA was conducted in 72 heavily treatment-experienced adults with multiclass resistant HIV-1. Patients were required to be failing their current regimen, have documented resistance to at least two antiretroviral medications from each of at least 3 of the 4 main classes of antiretroviral medications (nucleoside reverse transcriptase inhibitors [NRTI], non-nucleoside reverse transcriptase inhibitors [NNRTI], protease inhibitors [PI] and integrase strand-transfer inhibitors [INSTI]), and ≤ 2 fully active antiretroviral medications from the 4 classes of antiretroviral medications remaining at baseline due to resistance, intolerability, drug access, contraindication, or other safety concerns.

The trial was composed of two cohorts. Patients were enrolled into the randomized cohort (Cohort 1) if they had a $< 0.5 \log_{10}$ HIV-1 RNA decline at the cohort selection visit compared to the screening visit. Patients were enrolled into the non-randomized cohort (Cohort 2) if they had a $\geq 0.5 \log_{10}$ HIV-1 RNA decline at the cohort selection visit compared to the screening visit or after Cohort 1 reached its planned sample size.

Table 11. CAPELLA Trial Design

Trial Design	Dosage and Route of Administration	Study Arms (n)
Partially randomized, placebo-controlled, double-blind, multicenter study	14-day functional monotherapy period (Day 1 to 14): SUNLENCA + failing regimen Or Placebo + failing regimen Day 15 onwards: Change to SUNLENCA + OBR Or Initiate SUNLENCA + OBR	Cohort 1 [randomized cohort] (N=36) SUNLENCA (n=24) Placebo (n=12)
	SUNLENCA + OBR	Cohort 2 [non-randomized cohort] (N=36)

OBR: optimized background regimen

Cohort 1 (N=36, randomized): In the 14-day functional monotherapy period, patients in cohort 1 were randomized in a 2:1 ratio in a blinded fashion, to receive either SUNLENCA or placebo, while continuing their failing regimen. This period was to establish the virologic activity of SUNLENCA. After the functional monotherapy period, patients who had received SUNLENCA continued on SUNLENCA along with an optimized background regimen (OBR); patients who had received placebo during this period initiated SUNLENCA along with an OBR. There was no comparator after the functional monotherapy period.

Cohort 2 (N=36, non-randomized): Patients in cohort 2 initiated SUNLENCA and an OBR on Day 1.

The demographics and baseline characteristics of patients in CAPELLA are provided in [Table 12](#).

Table 12. Summary of Demographics and Baseline Characteristics in CAPELLA

	Cohort 1			Cohort 2 (N = 36)	Total (N = 72)
	SUNLENCA (N = 24)	Placebo (N = 12)	Total (N = 36)		
Demographic Characteristics					
Age (years)					
Mean (SD)	54 (11.3)	49 (10.9)	52 (11.2)	48 (13.7)	50 (12.6)
Sex					
Male	17 (70.8%)	9 (75.0%)	26 (72.2%)	28 (77.8%)	54 (75.0%)
Female	7 (29.2%)	3 (25.0%)	10 (27.8%)	8 (22.2%)	18 (25.0%)
Race					
White	12 (50.0%)	4 (36.4%)	16 (45.7%)	13 (36.1%)	29 (40.8%)
Black	10 (41.7%)	6 (54.5%)	16 (45.7%)	11 (30.6%)	27 (38.0%)
Asian	2 (8.3%)	1 (9.1%)	3 (8.6%)	12 (33.3%)	15 (21.2%)
Ethnicity					
Hispanic or Latino	6 (25.0%)	4 (36.4%)	10 (28.6%)	5 (13.9%)	15 (21.2%)
Not Hispanic or Latino	18 (75.0%)	7 (63.3%)	25 (71.4%)	31 (86.1%)	56 (78.9%)
Body Mass Index (kg/m²)					
Mean (SD)	26.0 (5.38)	24.8 (4.58)	25.6 (5.09)	26.5 (5.76)	26.1 (5.42)
Median	24.7	24.3	24.7	25.6	25.0
Baseline Disease Characteristics					
HIV-1 RNA (log₁₀ copies/mL)					
Mean (SD)	3.97 (0.922)	4.87 (0.393)	4.27 (0.890)	4.06 (1.164)	4.17 (1.034)
Median	4.19	4.93	4.50	4.49	4.49
HIV-1 RNA Categories (copies/mL)					
≤ 100,000	23 (95.8%)	6 (50.0%)	29 (80.6%)	29 (80.6%)	58 (80.6%)
> 100,000	1 (4.2%)	6 (50.0%)	7 (19.4%)	7 (19.4%)	14 (19.4%)
CD4 Cell Count (cells/μL)					
Mean (SD)	199 (166.1)	85 (62.9)	161 (149.5)	258 (273.4)	210 (224.2)
CD4 Cell Count Categories (cells/μL)					
< 50	3 (12.5%)	4 (33.3%)	7 (19.4%)	9 (25.0%)	16 (22.2%)
≥ 50 to < 200	13 (54.2%)	7 (58.3%)	20 (55.6%)	10 (27.8%)	30 (41.7%)
≥ 200 to < 350	6 (25.0%)	1 (8.3%)	7 (19.4%)	8 (22.2%)	15 (20.8%)
≥ 350	2 (8.4%)	0 (0.0%)	2 (5.6%)	9 (25%)	11 (15.2%)
CD4 Percentage (%)					
Mean (SD)	10.8 (7.77)	5.9 (4.12)	9.2 (7.11)	11.5 (8.62)	10.3 (7.93)

	Cohort 1			Cohort 2 (N = 36)	Total (N = 72)
	SUNLENCA (N = 24)	Placebo (N = 12)	Total (N = 36)		
Number of Prior ARV Medications					
Mean (SD)	11 (6.2)	10 (6.0)	11 (6.1)	13 (5.6)	12 (5.9)
Known Resistance to ≥ 2 Drugs in Class					
NRTI	23 (95.8%)	12 (100.0%)	35 (97.2%)	36 (100.0%)	71 (98.6%)
NNRTI	22 (91.7%)	12 (100.0%)	34 (94.4%)	36 (100.0%)	70 (97.2%)
PI	20 (83.3%)	8 (66.7%)	28 (77.8%)	30 (83.3%)	58 (80.6%)
INSTI	20 (83.3%)	7 (58.3%)	27 (75.0%)	23 (63.9%)	50 (69.4%)
Number of Fully Active ARV Agents from Failing Regimen					
0	12 (50%)	7 (58%)	19 (53%)	11 (31%)	30 (42%)
1	7 (29%)	4 (33%)	11 (31%)	15 (42%)	26 (36%)
≥ 2	5 (21%)	1 (8%)	6 (17%) ^a	10 (28%) ^a	16 (22%)

a. 6% of patients received fostemsavir, which was an investigational agent at the start of the CAPELLA trial.

The primary efficacy endpoint was the proportion of patients in cohort 1 achieving $\geq 0.5 \log_{10}$ copies/mL reduction from baseline in HIV-1 RNA at the end of the functional monotherapy period (Day 15). The results of the primary endpoint analysis demonstrated the superiority of SUNLENCA compared with placebo, as shown in [Table 13](#).

Table 13. Proportion of Patients Achieving a $\geq 0.5 \log_{10}$ Decrease in Viral Load (Cohort 1) at the end of the Functional Monotherapy Period (Day 15)

	SUNLENCA (N = 24)	Placebo (N=12)
Proportion of Patients Achieving a $\geq 0.5 \log_{10}$ Decrease in Viral Load	87.5%	16.7%
Treatment Difference (95% CI); p-value	70.8% (34.9% to 90.0%); p < 0.0001	

At the end of the Functional Monotherapy Period, mean (SD) changes from baseline in HIV-1 RNA were statistically significantly greater for participants who received SUNLENCA than those who received placebo, as follows: SUNLENCA -1.93 (0.893) \log_{10} copies/mL; placebo -0.29 (0.614) \log_{10} copies/mL (adjusted difference in LSM by baseline \log_{10} HIV-1 RNA: -2.17 ; 95% CI: -2.74 , -1.59 ; P < 0.0001).

The results at Week 26 (for Cohorts 1 and 2) and Week 52 (for Cohort 1) are provided in [Table 14](#) and [Table 15](#). The follow-up analysis of Cohort 2 at the Week 52 time-point is not yet complete.

Table 14. Virologic Outcomes (HIV-1 RNA < 50 copies/mL and < 200 copies/mL) at Week 26^a and Week 52^b with SUNLENCA plus OBR in the CAPELLA trial (Cohorts 1 and 2)

	Cohort 1		Cohort 2
	SUNLENCA plus OBR at Week 26 (N=36)	SUNLENCA plus OBR at Week 52 (N=36)	SUNLENCA plus OBR at Week 26 (N=36) ^c
Virologic Suppression			
HIV-1 RNA < 50 copies/mL	81%	83%	81%
HIV-1 RNA < 200 copies/mL	89%	86%	86%
HIV-1 RNA ≥ 50 copies/mL ^d	19%	14%	17%
HIV-1 RNA ≥ 200 copies/mL ^d	11%	11%	11%
No virologic data in Week 26 or Week 52 Window	0	3%	3%
Discontinued Study Drug Due to AE or Death ^e	0	0	3%
Discontinued Study Drug Due to Other Reasons ^f and Last Available HIV-1 RNA < 50 copies/mL or < 200 copies/mL	0	3%	0
Missing Data During Window but on Study Drug	0	0	0

a. Week 26 window was between Days 184 and 232 (inclusive).

b. Week 52 window was between Days 324 and 414 (inclusive).

c. The follow-up analysis of Cohort 2 at the Week 52 time-point is not yet complete.

d. Includes patients who had ≥ 50 copies/mL or ≥ 200 copies/mL, respectively, in the Week 26 or Week 52 window; patients who discontinued early due to lack or loss of efficacy; patients who discontinued for reasons other than an adverse event (AE), death or lack or loss of efficacy and at the time of discontinuation had a viral value of ≥ 50 copies/mL or ≥ 200 copies/mL, respectively.

e. Includes patients who discontinued due to AE or death at any time point from Day 1 through the time window if this resulted in no virologic data on treatment during the specified window.

f. Includes patients who discontinued for reasons other than an AE, death or lack or loss of efficacy, e.g., withdrew consent, loss to follow-up, etc.

Table 15. Virologic Outcomes (HIV-1 RNA < 50 copies/mL) by Baseline Covariates at Week 26^a and Week 52^b with SUNLENCA plus OBR in the CAPELLA trial (Cohorts 1 and 2)

	Cohort 1		Cohort 2
	SUNLENCA plus OBR at Week 26 (N=36)	SUNLENCA plus OBR at Week 52 (N=36)	SUNLENCA plus OBR at Week 26 (N=36) ^c
Age (Years)			
< 50	100% (9/9)	89% (8/9)	79% (15/19)
≥ 50	74% (20/27)	81% (22/27)	82% (14/17)
Gender			
Male	77% (20/26)	77% (20/26)	79% (22/28)
Female	90% (9/10)	100% (10/10)	88% (7/8)
Race			
Black	81% (13/16)	75% (12/16)	73% (8/11)
Non-Black	84% (16/19)	89% (17/19)	84% (21/25)
Baseline plasma viral load (copies/mL)			
≤ 100,000	86% (25/29)	86% (25/29)	83% (24/29)
> 100,000	57% (4/7)	71% (5/7)	71% (5/7)
Baseline CD4+ (cells/mm³)			
< 200	78% (21/27)	78% (21/27)	84% (16/19)
≥ 200	89% (8/9)	100% (9/9)	76% (13/17)
Number of fully active ARV agents in the OBR			
0	67% (4/6)	67% (4/6)	83% (5/6)
1	86% (12/14)	79% (11/14)	92% (12/13)
≥ 2	81% (13/16)	94% (15/16)	71% (12/17)
Baseline INSTI resistance profile			
With INSTI resistance	85% (23/27)	81% (22/27)	83% (19/23)
Without INSTI resistance	63% (5/8)	88% (7/8)	75% (9/12)
Use of DTG and/or DRV in the OBR			
With DTG and DRV	83% (10/12)	83% (10/12)	67% (8/12)
With DTG, without DRV	83% (5/6)	83% (5/6)	83% (5/6)
Without DTG, with DRV	78% (7/9)	89% (8/9)	91% (10/11)
Without DTG or DRV	78% (7/9)	78% (7/9)	86% (6/7)

ARV = antiretroviral; DRV=darunavir; DTG=dolutegravir; INSTI = integrase strand-transfer inhibitor; OBR = optimized background regimen

- a. Week 26 window was between Days 184 and 232 (inclusive).
- b. Week 52 window was between Days 324 and 414 (inclusive).
- c. The follow-up analysis of Cohort 2 at the Week 52 time-point is not yet complete.

In Cohort 1, there were clinically meaningful increases in CD4+ cell count from baseline to Week 26 (mean change: 81 cells/mm³ [range: -101-522]) and Week 52 (mean change: 83 cells/mm³ [range: -194 to 467]). The mean (SD) change from baseline in HIV-1 RNA at Week 26 and Week 52 was -2.58 (1.040) log₁₀ copies/mL and -2.57 (1.009) log₁₀ copies/mL, respectively.

Overall, virologic outcomes were maintained up to Week 52.

In Cohort 2, at Week 26, HIV-1 RNA <50 copies/mL and <200 copies/mL were achieved in 81% (29/36) and 86% (31/36) of patients, respectively. The mean change from baseline in CD4+ cell count was 98 cells/mm³ (range -103 to 459). The mean (SD) change from baseline HIV-1 RNA at Week 26 was -2.47 (1.333) log₁₀ copies/mL.

15 MICROBIOLOGY

Antiviral Activity in Cell Culture

The antiviral activity of lenacapavir against laboratory and clinical isolates of HIV-1 was assessed in lymphoblastoid cell lines, PBMCs, primary monocyte/macrophage cells, and CD4+ T-lymphocytes. The EC₅₀ and selectivity (CC₅₀/EC₅₀) values ranged from 0.03 to 0.19 nM and 140,000 to >1,670,000, respectively, for wild-type HIV-1 virus. The protein-adjusted EC₉₅ for lenacapavir was 4 nM (3.87 ng per mL) in the MT-4 T-cell line for wild-type HIV-1 virus.

In a study of lenacapavir in combination with representatives from the main classes of antiretroviral agents (NRTIs, NNRTIs, INSTIs, and PIs), synergistic antiviral effects were observed. No antagonism was observed for these combinations.

Lenacapavir displayed antiviral activity in cell culture against all HIV-1 groups (M, N, O), including subtypes A, A1, AE, AG, B, BF, C, D, E, F, G, H (EC₅₀ ranging from 0.02 – 0.16 nM).

Lenacapavir was 15- to 25-fold less active against HIV-2 isolates relative to HIV-1.

Resistance

In Cell Culture

HIV-1 variants with reduced susceptibility to lenacapavir have been selected in cell culture. In vitro resistance selections with lenacapavir identified 7 mutations in CA: L56I, M66I, Q67H, K70N, N74D/S, and T107N singly or in dual combination. Phenotypic susceptibility to lenacapavir was reduced 4- to >3,226-fold, relative to wild-type virus. The T107N and Q67H capsid variants conferred low level resistance to lenacapavir (4- to 6.3-fold), K70N, N74D and the double mutant Q67H+N74S conferred moderate lenacapavir resistance (22- to 32-fold), and L56I and M66I, as well as four additional double mutant viruses (M66I+Q67H, Q67H+N74D, Q67H+T107N, N74D+T107N), all conferred high level lenacapavir resistance (58- to >3,226-fold). HIV-1 variants with >10-fold reduction in susceptibility to lenacapavir compared to wild-type virus displayed diminished replication capacity in primary human CD4+ T lymphocytes and macrophages (0.03 – 28% and 1.9 – 72% of wild-type virus, respectively).

In Heavily Treatment Experienced Patients

In CAPELLA, 29% (21/72) of patients met the criteria for resistance analyses through Week 52 (HIV-1 RNA ≥ 50 copies/mL at confirmed virologic failure [suboptimal virologic response at Week 4, virologic rebound, or viremia at last visit]) and were analyzed for SUNLENCA-associated mutation emergence. SUNLENCA-associated capsid mutations were found in 11.1% (n=8) of these patients. The M66I CA mutation was observed in 8.3 % (n=6) of patients, alone or in combination with other SUNLENCA-associated capsid mutations including N74D, Q67Q/H/K/N, K70K/N/R/S, T107T/C, and T107A. One patient had a K70H CA mutation emerging along with T107T/N, and one patient had emergence of both Q67H and K70R in CA.

Phenotypic analyses indicated that the M66I and K70H mutations were associated with an average decrease in SUNLENCA susceptibility of 234-fold and 265-fold, respectively, when compared to wild-type. The Q67H + K70R CA resistance pattern was associated with a 15-fold decrease in SUNLENCA susceptibility compared to wild-type.

Cross Resistance

The in vitro antiviral activity of lenacapavir was determined against a broad spectrum of HIV-1 site-directed mutants and patient-derived HIV-1 isolates with resistance to the 4 main classes of antiretroviral agents (NRTIs, NNRTIs, INSTIs and PIs; n=58), as well as to viruses resistant to maturation inhibitors (n=24), and to viruses resistant to the entry inhibitors (EI) class (fostemsavir, ibalizumab, maraviroc, and enfuvirtide; n=42). These data indicated that lenacapavir remained fully active against all variants tested, thereby demonstrating a non-overlapping resistance profile to the antiretroviral agent classes noted above. In addition, the antiviral activity of lenacapavir in patient isolates was unaffected by the presence of naturally occurring Gag polymorphisms.

16 NON-CLINICAL TOXICOLOGY

General Toxicology: No clinically relevant systemic adverse effects were observed after repeat-dose subcutaneous toxicity studies that provided exposure for at least 26 weeks in rats and 39 weeks in dogs or in toxicity studies after daily oral dosing to rats and dogs for 28 days. Expected local granulomatous inflammation was observed at the injection sites due to depot formation.

Carcinogenicity: Lenacapavir was not carcinogenic in a 6-month rasH2 transgenic mouse study at doses of up to approximately 60 times the exposure in humans at the recommended human dose.

Genotoxicity: Lenacapavir was not mutagenic or clastogenic in conventional genotoxicity assays

PATIENT MEDICATION INFORMATION

READ THIS FOR SAFE AND EFFECTIVE USE OF YOUR MEDICINE

SUNLENCA

Lenacapavir injection

Lenacapavir tablets

Read this carefully before you start taking **Sunlenca** and each time you get a refill. This leaflet is a summary and will not tell you everything about this drug. Talk to your health professional about your medical condition and treatment and ask if there is any new information about **Sunlenca**.

What is Sunlenca used for?

Sunlenca is a prescription medicine that is used with other human immunodeficiency virus-1 (HIV-1) medicines to treat HIV-1 infection in:

- people living with HIV-1 aged 18 years or older, **and**
- who have received HIV-1 medicines in the past, **and**
- have HIV-1 virus that is resistant to many HIV-1 medicines, **and**
- need to change their current HIV-1 medicines. You may need to change HIV-1 medicines because they are not working or no longer work, you are not able to tolerate the side effects, or there are other safety reasons why you cannot take them.

HIV-1 is the virus that causes Acquired Immune Deficiency Syndrome (AIDS).

How does Sunlenca work?

- **Sunlenca** contains the active ingredient lenacapavir, a long-acting medicine to treat HIV-1 infection. This is an antiretroviral medicine known as a capsid inhibitor. It works by binding to the virus, and at multiple steps of the virus lifecycle, stops the HIV from making more copies of itself in the body.
- **Sunlenca** reduces the amount of HIV in your body and keeps it at a low level.
- **Sunlenca** also increases the CD4+ (T) cell count in your blood. CD4 cells are white blood cells that are important in helping your body to fight infection. This will improve the immune system and reduce the risk of developing illnesses linked to HIV infection.

What are the ingredients in Sunlenca?

Sunlenca injection

Medicinal ingredients: lenacapavir (as lenacapavir sodium)

Non-medicinal ingredients: polyethylene glycol 300, water for injection

Sunlenca tablets

Medicinal ingredients: lenacapavir (as lenacapavir sodium)

Non-medicinal ingredients: copovidone, croscarmellose sodium, iron oxide black, iron oxide red, iron oxide yellow, magnesium stearate, mannitol, microcrystalline cellulose, poloxamer 407, polyethylene glycol, polyvinyl alcohol, talc, titanium dioxide.

Sunlenca is available as:

- Solution for injection, 463.5 mg/1.5 mL (309 mg/mL) of lenacapavir (equivalent to 473.1 mg/1.5 mL of lenacapavir sodium). The solution is clear and yellow to brown with no visible particles.
- Tablets, 300 mg of lenacapavir (equivalent to 306.8 mg lenacapavir sodium). The tablets are beige and capsule shaped.

Do not use Sunlenca if:

- you are allergic to lenacapavir or any of the other ingredients of this medicine (listed in **What are the ingredients in Sunlenca?**)
- you are currently taking rifampin (Rifadin[®], Rifater[®], Rofact[®]) used to treat some bacterial infections such as tuberculosis.
- you are currently taking carbamazepine (Eptol[®], Mazepine[®], Novocarbamaz[®], Tegretol[®]) and phenytoin (Dilantin[®], Tremytoin[®]) used to treat epilepsy and prevent seizures (fits).
- you are currently taking St. John's wort, an herbal remedy used for depression and anxiety.
- you are currently taking rifapentine, an antibiotic.

To help avoid side effects and ensure proper use, talk to your health professional before you take Sunlenca. Talk about any health conditions or problems you may have, including if you:

- have liver problems
- have kidney problems
- are pregnant or plan to become pregnant. It is not known if **Sunlenca** can harm your unborn baby. Tell your health professional if you become pregnant during treatment with **Sunlenca**.

Pregnancy Registry: There is a pregnancy registry for women who take **Sunlenca** during pregnancy. The purpose of this registry is to collect information about the health of you and your baby. Talk with your health professional about how you can take part in this registry.

- are breastfeeding or plan to breastfeed. Do not breastfeed if you take **Sunlenca**.
 - You should not breastfeed if you have HIV-1 because of the risk of passing HIV-1 to your baby.
 - It is not known if **Sunlenca** can pass to your baby in your breast milk. Talk with your health professional about the best way to feed your baby.

Other warnings you should know about:

Changes in your immune system (Immune Reconstitution Inflammatory Syndrome) can happen when you start taking HIV-1 medicines. Your immune system may get stronger and begin to fight infections that have been hidden in your body for a long time. Autoimmune disorders (when the immune system attacks healthy body tissue), may also occur after you start taking medicines for HIV infection. Examples of this include: Grave's disease (which affects the thyroid gland), Guillain-Barré syndrome (which affects the nervous system), or polymyositis (which affects the muscles). Autoimmune disorders may occur many months after the start of treatment.

Sunlenca is a long-acting medicine. If after talking to your health professional you decide to stop your treatment or switch to another, you should know low levels of lenacapavir can remain in your system for many months after your last injection. These low remaining levels should not affect other antiretroviral medicines that you take afterwards to treat your HIV infection. Some other medicines however may be affected by the low levels of lenacapavir in your system if you take them within 9 months after your last **Sunlenca** injection. You should check with your health professional if such medicines are safe for you to take after you stop treatment with **Sunlenca**.

Regular appointments are important

It is important that you attend your planned appointments every 6 months to receive your **Sunlenca** injection to control your HIV infection, and to stop your illness from getting worse.

Tell your health professional about all the medicines you take, including any drugs, vitamins, minerals, natural supplements or alternative medicines.

Sunlenca may interact with other medicines. As a result, the amounts of **Sunlenca** or other medicines in your blood may change. This may stop your medicines from working properly, or it may make side effects worse. In some cases, your health professional may need to adjust your dose or check your blood levels.

The following may interact with Sunlenca:

- antibiotics containing:
 - rifabutin
- anticonvulsants used to treat epilepsy and prevent seizures (fits), containing:
 - oxcarbazepine or phenobarbital
- medicines used to treat HIV, containing:
 - atazanavir/cobicistat, efavirenz, nevirapine or tipranavir/ritonavir
- medicines used to treat migraine headache, containing:
 - dihydroergotamine, ergotamine or methylergonovine
- medicine used to treat impotence and pulmonary hypertension, containing:
 - tadalafil
- medicine used to treat impotence, containing:
 - sildenafil or vardenavil
- corticosteroids (also known as 'steroids') taken orally or given by injection used to treat allergies, inflammatory bowel diseases, and other various illnesses involving inflammations in your body, containing:
 - dexamethasone or hydrocortisone/cortisone
- medicines used to lower cholesterol, containing:
 - lovastatin or simvastatin
- antiarrhythmics used to treat heart problems, containing:
 - digoxin
- medicines used to help you sleep, containing:
 - midazolam or triazolam.
- anticoagulants used to prevent and treat blood clots, containing:
 - rivaroxaban, betrixaban, dabigatran or edoxaban

How to take Sunlenca:

Talk to your health professional before taking Sunlenca tablets. Your health professional will tell you when to take **Sunlenca** tablets.

Treatment starts with **Sunlenca** tablets that you take by mouth and **Sunlenca** injections given by your health professional. Treatment then continues with **Sunlenca** injections twice a year (every 6 months) given by your health professional.

- You need to take **Sunlenca** with other HIV-1 medications.

Stay under the care of a health professional during treatment with **Sunlenca**. It is important that you attend your planned appointments to receive your injections of **Sunlenca** once every 6 months (26 weeks).

If you miss your scheduled injection appointment, call your health professional right away to discuss your treatment options.

If you stop treatment with **Sunlenca** you will need other medicines to treat your HIV-1 infection. If you do not take other HIV-1 medicines, the amount of virus in your blood may increase and the virus may become harder to treat. Call your health professional right away to discuss your treatment options.

Usual dose:

- The usual dose of **Sunlenca** tablets is two tablets (600 mg) by mouth on treatment Day 1 and Day 2, followed by one tablet (300 mg) by mouth on treatment Day 8. You may take **Sunlenca** tablets with or without food.
- The usual dose of **Sunlenca** injection is two injections (927 mg) into your abdomen (stomach) given by your health professional on treatment Day 15 and then every 6 months (26 weeks) from the date of the last injection.

Overdose:

If you think you, or a person you are caring for, have taken too much **Sunlenca** contact a health professional, hospital emergency department, or regional poison control centre immediately, even if there are no symptoms.

Missed Dose:

If you miss a Sunlenca injection

- It is important that you attend your planned appointments to receive your injections of **Sunlenca** every 6 months. This will help to control your HIV infection and to stop your illness getting worse.
- If you think you will not be able to attend your injection appointment, call your health professional as soon as possible to discuss your treatment options.

If you miss a Sunlenca tablet

- It is important not to miss a dose of **Sunlenca** tablets.

- **If you forget to take your tablets** on Day 1, Day 2, or Day 8, contact your health professional or pharmacist immediately.
- **If you vomit** (throw up) within 3 hours after taking **Sunlenca** tablets, contact your health professional immediately. If you vomit more than 3 hours after taking **Sunlenca**, you do not need to take more tablets to replace the dose.

What are possible side effects from using Sunlenca?

These are not all the possible side effects you may have when taking **Sunlenca**. If you experience any side effects not listed here, tell your health professional.

The most common side effects of **Sunlenca** are nausea (feeling sick) and side effects at the injection site (including pain and inflammatory reactions such as redness, swelling and itching).

Less common side effects include:

- Diarrhea
- Vomiting
- Muscle aches and pain
- Headache
- Sleepiness
- Rash

If you have a troublesome symptom or side effect that is not listed here or becomes bad enough to interfere with your daily activities, tell your health professional.

Reporting Side Effects

You can report any suspected side effects associated with the use of health products to Health Canada by:

- Visiting the Web page on Adverse Reaction Reporting (<https://www.canada.ca/en/health-canada/services/drugs-health-products/medeffect-canada.html>) for information on how to report online, by mail or by fax; or
- Calling toll-free at 1-866-234-2345.

NOTE: Contact your health professional if you need information about how to manage your side effects. The Canada Vigilance Program does not provide medical advice.

Storage:

Sunlenca tablets: Do not use this medicine after the expiry date which is stated on the carton and blister after EXP. The expiry date refers to the last day of that month.

Sunlenca injection: Do not use this medicine after the expiry date which is stated on the vial label and carton after EXP. The expiry date refers to the last day of that month.

Store in the original package. Store below 30 °C. Protect from light.

Keep out of reach and sight of children.

If you want more information about Sunlenca:

- Talk to your health professional
- Find the full product monograph that is prepared for health professionals and includes this Patient Medication Information by visiting the Health Canada website: (<https://www.canada.ca/en/health-canada/services/drugs-health-products/drug-products/drug-product-database.html>); the manufacturer's website [www.gilead.ca], or by calling 1-866-207-4267.

This leaflet was prepared by Gilead Sciences Canada, Inc.
Last Revised [NOV 01, 2022]

Gilead Sciences, Inc.
Foster City, CA 94404
USA

Gilead Sciences Canada, Inc.
Mississauga, ON L5N 2W3

Sunlenca[®] is a trademark of Gilead Sciences, Inc. or its related companies.
All other marks referenced herein are the property of their respective owners.

© 2022 Gilead Sciences, Inc. All rights reserved.



e251127-GS-000